




K-Series Stainless Steel Products

Submersible, End-Suction and Multistage Centrifugal Pumps



Product Quality, Reliability and Support You Expect

www.catpumps.com



More Solutions for your Pumping Needs

The K-Series pumps offer solutions for many high flow, low pressure industrial pumping needs, whether it is the pumping of fresh water, semi-dirty water or liquids with some suspended solids.

The K-series submersible, end-suction and multistage centrifugal pumps are built of stainless steel for long lasting performance and corrosion resistance. These high quality components offer a stronger, lighter weight and more durable pump than the conventional cast iron pumps.

A special technology has been developed to pressure bulge form the stainless steel components for these pumps. The result of this new process is superior quality, greater strength, increased efficiencies, lighter weight, continuous-duty performance and exceptional value.

There are over 100 models to choose from including options for manual or automatic, single or three phase, TEFC or open-drip. Centrifugal pumps are available with optional chemical resistant or high temperature seals and flanged or standard NPT fittings. Both pump kits or motorized units are available.

Thousands of Applications

Stainless Steel Submersible Pumps

- Drainage of excavated areas
- Car wash drainage pits
- Pool draining
- Septic tank draining
- Transfer of waste water or effluent solutions to sewage and treatment systems
- Emptying vessels and above or underground storage tanks
- Marine bilge pumping
- Ink transfer systems
- Farm irrigation water
- Waste water treatment systems
- Circulating liquids throughout plants
- Pharmaceutical products
- Ag chemicals

Stainless Steel End-suction Centrifugal Pumps

- Booster pumps
- Fire protection systems
- Washing systems
- Spraying systems
- Beverage processing
- High temp liquids and mild chemical transfer

Stainless Steel Multistage Centrifugal Pumps

- Municipal
- Industrial
- Agricultural
- Pressure/water boosting
- Boiler feed
- Hot/cold water circulation

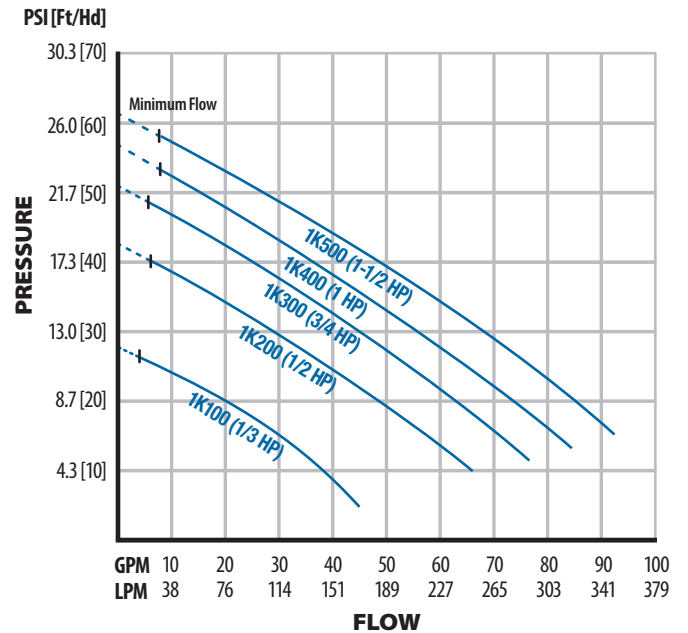
Performance Ranges

1K Series – Submersible Sump Pumps

Stainless steel submersible sump pumps offer solutions to pumping semi-dirty water or fresh water with suspended solids up to 3/8".



Flow Range	Up to 88 gpm
Pressure Range (up to 24 PSI)	55 ft. Head
RPM	3450 rpm
Discharge Fitting	1-1/4", 1-1/2" NPT(F)
Horsepower	1/3, 1/2, 3/4, 1, 1-1/2 HP
Operation	Manual or Automatic
Maximum Temperature	Continuous 122°F Intermittent 140°F
Maximum Solids Diameter	3/8"

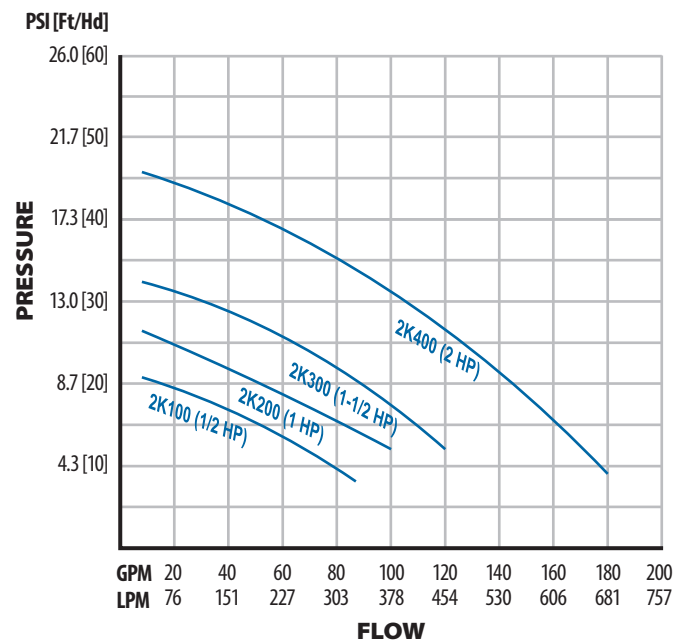


2K Series – Submersible Pumps

Stainless steel submersible pumps offer reliable pumping of freshwater or industrial waste water with suspended solids up to 2".



Flow Range	Up to 180 gpm
Pressure Range (up to 19.5 PSI)	46 ft. Head
RPM	3450 rpm
Discharge Fitting	2" NPT(F)
Horsepower	1/2, 1, 1-1/2, 2 HP
Operation	Manual or Automatic
Maximum Temperature	Continuous 104°F Intermittent 140°F
Maximum Solids Diameter	2"

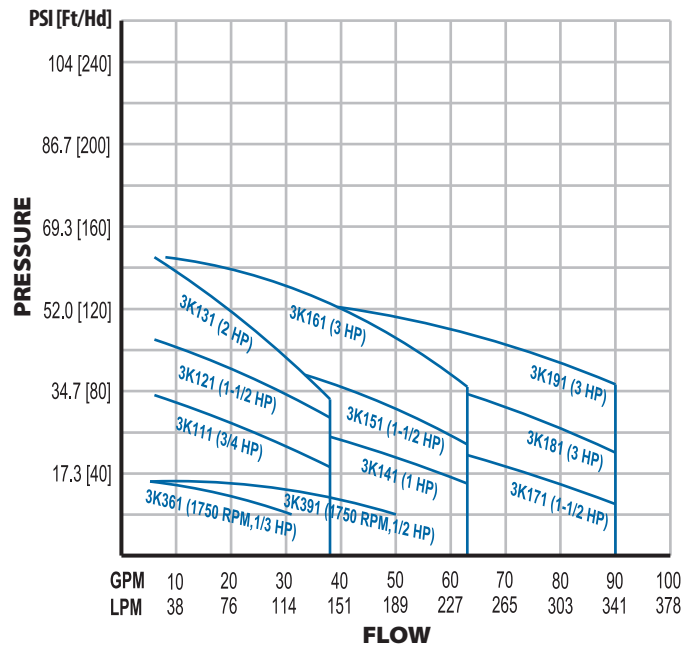


3K Series – End-Suction Centrifugal Pumps, Single Stage

Stainless steel end-suction centrifugal pumps offer dependable performance and flexibility in moving high volume liquids at low pressure. Single stage sold as either pump kit or motorized unit.



Flow Range	Up to 90 gpm
Pressure Range (up to 63 psi)	145 ft. Head
Minimum Inlet Pressure to Prime	Flooded
RPM	1725 or 3450 rpm
Inlet Fitting	1-1/4", 1-1/2" NPT(F)
Discharge Fitting	1" NPT(F)
Shaft Seal	Mech Type 21
Horsepower	1/3, 1/2, 3/4, 1, 1-1/2, 2, 3 HP
Maximum Temperature	160°F

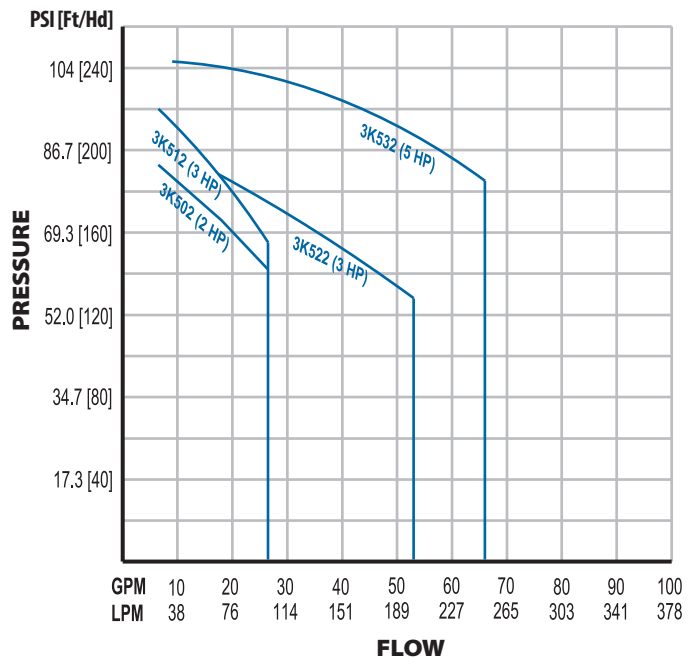


3K Series - End-Suction Centrifugal Pumps, Two Stage (Metric Frame)

Stainless steel end-suction centrifugal pumps offer dependable performance and flexibility in moving high volume liquids at low pressure. Sold as motorized unit only.



Flow Range	Up to 66 gpm
Pressure Range (up to 106 psi)	245 ft. Head
Minimum Inlet Pressure to Prime	Flooded
RPM	3450 RPM
Inlet Fitting	1-1/4", 1-1/2" NPT(F)
Discharge Fitting	1" NPT(F)
Shaft Seal	Mech Type 21
Horsepower	2, 3, 5 (IP 55 TEFC)
Maximum Temperature	140°F

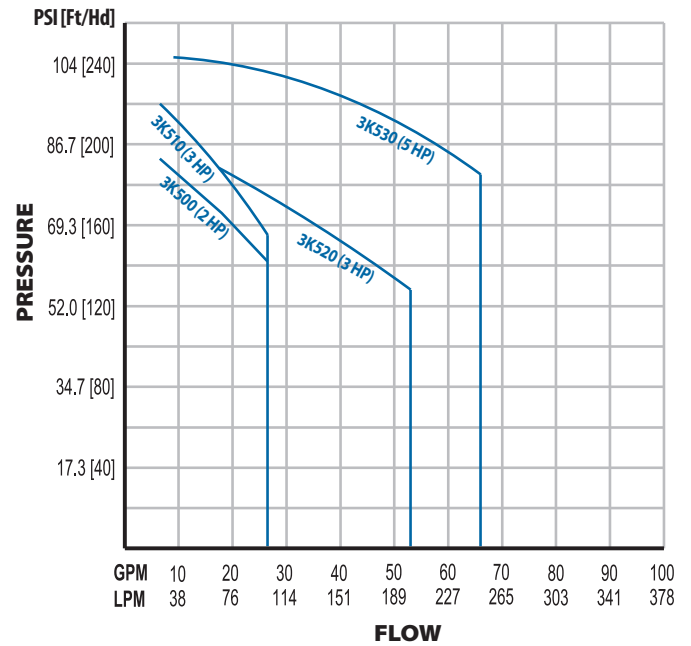


3K Series - End-Suction Centrifugal Pumps, Two Stage (NEMA Frame)

Stainless steel end-suction centrifugal pumps offer dependable performance and flexibility in moving high volume liquids at low pressure. Sold as either pump kit or motorized unit.



Flow Range	Up to 66 gpm
Pressure Range (up to 106 psi)	245 ft. Head
Minimum Inlet Pressure to Prime	Flooded
RPM	3450 RPM
Inlet Fitting	1-1/4", 1-1/2" NPT(F)
Discharge Fitting	1" NPT(F)
Shaft Seal	Mech Type 21
Horsepower	2, 3, 5
Maximum Temperature	140°F

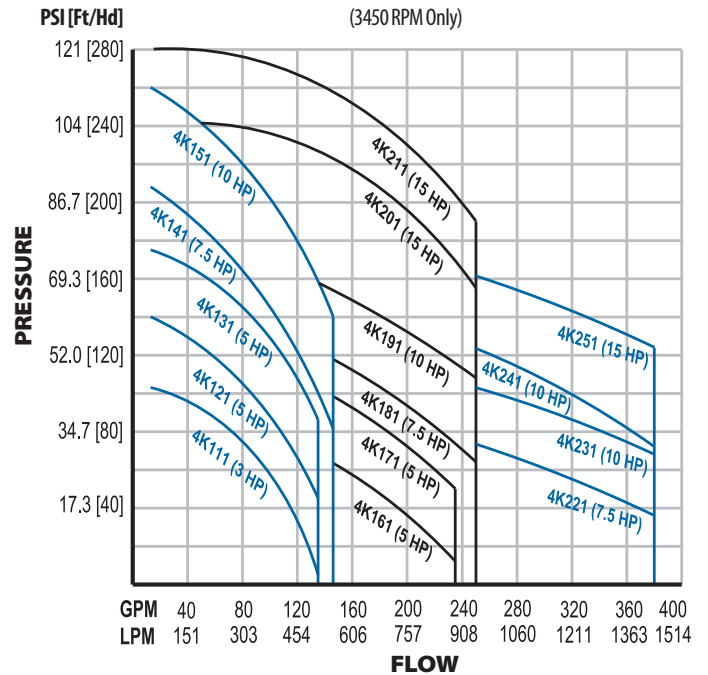


4K Series – End-Suction Centrifugal Pumps, Single Stage

Sold as pump kit or motorized unit.



Flow Range	Up to 380 gpm
Pressure Range (up to 124 psi)	286 ft. Head
Minimum Inlet Pressure to Prime	Flooded
RPM	1725 or 3450 rpm
Inlet Fitting Flange	ANSI 150 lb. – 2", 2-1/2", 3"
Discharge Fitting Flange	ANSI 150 lb. – 1-1/4", 1-1/2", 2"
Shaft Seal	Mech Type 21
Horsepower	1, 1-1/2, 2, 3, 5, 7-1/2, 10, 15 HP
Maximum Temperature	160°F

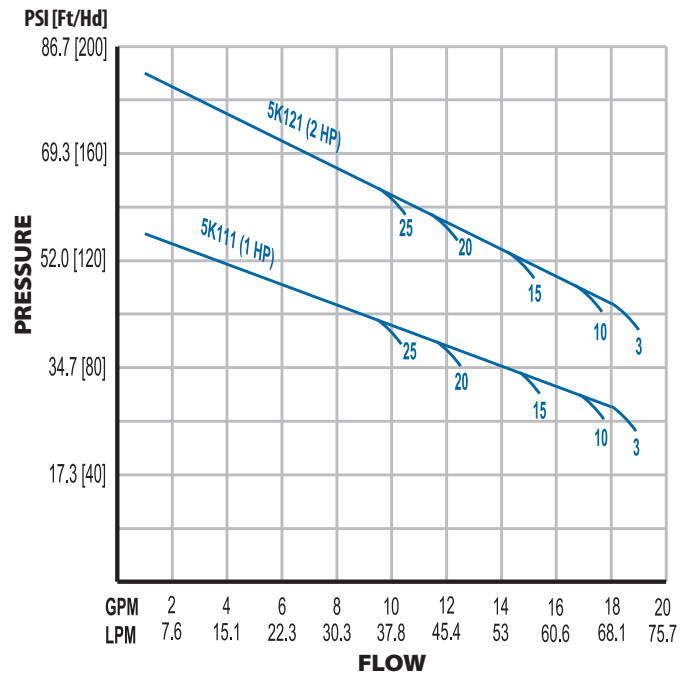


5K Series – Self Priming Centrifugal Pumps

Sold as pump kit or motorized unit.



Flow Range	Up to 18.5 gpm
Pressure Range (up to 82 psi)	190 ft. Head
RPM	3450 rpm
Inlet Fitting	1-1/4" NPT(F)
Discharge Fitting	1" NPT(F)
Shaft Seal	Mech Type 21
Horsepower	1, 2 HP
Maximum Temperature	113°F

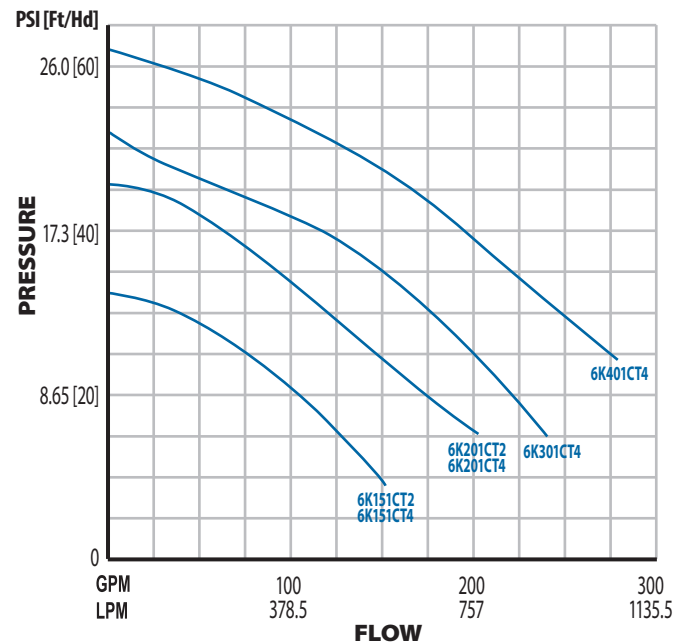


6K Series - Open Impeller End-Suction Centrifugal Pumps

Stainless steel open impeller centrifugal pumps handles suspended solids in liquid and dirty water, and handles solids up to 3/4" spherical. Sold as motorized unit only.



Flow Range	Up to 250 gpm
Pressure Range (up to 28 psi)	65 ft. Head
Minimum Inlet Pressure to Prime	Flooded
RPM	3450 RPM
Inlet Fitting	2", 2-1/2" NPT(F)
Discharge Fitting	2" NPT(F) (with external hose barb)
Shaft Seal	Mech Type 21
Horsepower	1-1/2, 2, 3, 4
Maximum Temperature	194°F

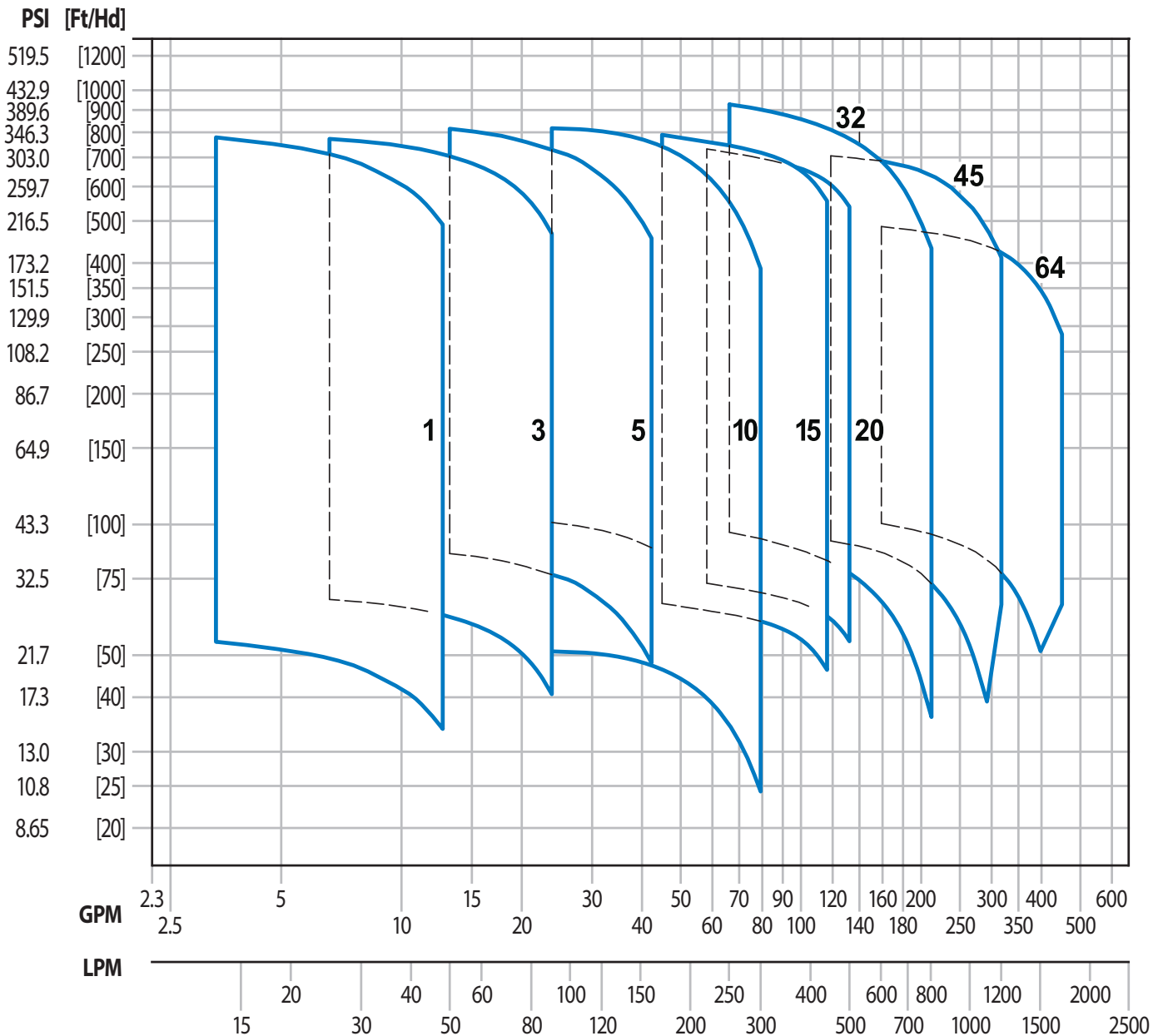


8K Series - Vertical Multiple Stage Centrifugal Pumps

Stainless steel vertical multiple stage pumps designed for high volume and high ft. head clean or hot water applications.
 Sold as a bare pump or motorized unit (w/NEMA motor sizes).



Flow Range	Up to 390 gpm
Pressure Range (up to 403 psi)	930 ft. Head
Minimum Inlet Pressure to Prime	Flooded
RPM	3450 RPM
Inlet Fitting	1-1/4" to 4" ANSI
Discharge Fitting	1-1/4" to 4" ANSI
Shaft Seal	Mechanical - Silicon / Carbide / Carbon / FPM
Horsepower Range	1/2 to 50 HP
Temperature Range	-22°F to 248°F



ABOUT CAT PUMPS

Proven Quality, Customer Focused

Cat Pumps is the world leader in the design, manufacture and marketing of the most dependable high-pressure positive displacement reciprocating triplex pumps and systems in the market. Our mission to exceed customer expectations for quality, reliability, availability, delivery, technical expertise and aftermarket support to assure the best value in all the industries served.

LOCATIONS

Worldwide Headquarters

Cat Pumps

1681 94th Lane Northeast
Minneapolis, MN 55449
USA

P: 763-780-5440
F: 763-780-2958
techsupport@catpumps.com
www.catpumps.com

Territories Served
U.S., Canada

International Division

P: 763-780-5440
F: 763-785-4329
intlsales@catpumps.com
www.catpumps.com

Territories Served
Africa, Asia, Australia, Central and South America, Mexico, Middle East, New Zealand, Turkey

Cat Pumps International N.V.

Heiveldekens 6A
2550 Kontich
Belgium

P: 32 3 450 71 50
F: 32 3 450 71 51
cpi@catpumps.be
www.catpumps.be

Territories Served
Western Europe (except U.K., Germany, and Austria)

Cat Pump (U.K.) Ltd.

1 Fleet Business Park, Sandy Lane
Church Crookham
FLEET, Hampshire GU52 8BF
England

P: +44 1252 622031
F: +44 1252 626655
sales@catpumps.co.uk
technical@catpumps.co.uk
www.catpumps.co.uk

Territories Served
U.K. and Ireland

Cat Pumps Deutschland GmbH

Buchwiesse 2, D-65510
Idstein
Germany

P: +49 6126 9303 0
F: +49 6126 9303 33
catpumps@t-online.de
www.catpumps.de

Territories Served
Austria, Commonwealth of Independent States (CIS), Germany and Eastern Europe

SALES, DISTRIBUTION, SERVICE

Call today for product and application assistance.
763-780-5440 or visit us at www.catpumps.com



CAT PUMPS

1681 - 94TH LANE N.E. MINNEAPOLIS, MN 55449-4324
PHONE (763) 780-5440 — FAX (763) 780-2958
e-mail: techsupport@catpumps.com
www.catpumps.com